Naris
Digital style guidelines

Logo

The naris logo can be used in turquoise or white, depending on the background color. The turquoise logo should be used on light (preferably white) backgrounds, and the white logo can be used on a dark (preferably the turquoise gradient) background. The logo itself should always be a solid color, so no gradient.

Turquoise logo on a white background

White logo on a turquoise gradient background

White logo on a turquoise background

White logo on a dark grey background

Small version

There is also a smaller version of the logo, that can be used if the larger version of the logo does not fit, for example in a favicon or in the main menu when the navigation is collapsed. The top part of this logo version can also be used as a watermark with 25% opacity on a gradient background, like the bottom right example.

Small version fo the turqouise logo on a white background

Small version of the white logo on a turquoise gradient background

Top part of the small version of the logo with 25% opacity, as a watermark on a turquoise gradient background

Small version of the white logo on a turquoise background

Small version of the white logo on a dark grey background

Colors

On this page you can find all the colors that are used in the Naris application. Turquoise is the main brand color that can be used to emphasise the Naris brand and important actions in the applications. There are also some support colors that can be used to highlight parts (such as the status of elements) within the app. There is also a large palate of grey colors that can be used to indicate subtle differences between different parts of the application.

Main brand colors

Turquoise 400 #2ED6E6	**Turquoise 500** #00C7D9	**Turquoise 600** #00AFBF

Support colors

Red 100 #FFE6E8	**Red 500** #FF4C5B	**Red 600** #E62E3D	**Green 100** #DAF2E6	**Green 500** #57D998	**Green 600** #39BF7C
Orange 100 #FFE9D9	**Orange 500** #FF8F40	**Orange 600** #F27A24	**Blue 100** #E6EEFF	**Blue 500** #407FFF	**Blue 600** #2263E6
Yellow 100 #FFF7CC	**Yellow 500** #FFD500	**Yellow 600** #F2CA00	**Purple 100** #EEE6FF	**Purple 500** #AA80FF	**Purple 600** #9973E6

Grey colors

Grey 10 #FAFBFC	**Grey 20** #F5F7FA	**Grey 50** #E6ECF2	**Grey 100** #CFDAE6	**Grey 200** #A3B8CC	**Grey 300** #869CB3
Grey 400 #6B8299	**Grey 500** #536A80	**Grey 600** #3D5266	**Grey 600** #314559	**Grey 800** #26394D	**Grey 900** #1D2E40

Gradients

We also use gradients to give the application a unique appearance. Gradients are based on the main brand color and support colors and often run from the top left tot the bottom right of an element. They can also run from left to right or from the top to the bottom of an element.

The most commonly used gradient goes from a slightly more green version (#00BFE6) to a slightly more blue version (#00BFE6) of the main brand color Turqiuoise 500

A gradient from Yellow 500 to Orange 500

A gradient from Blue 500 to Purple 500

A gradient from Purple 500 to Red 500

A gradient from Green 500 to Yellow 500

Typography

The only font we use in the naris application is Roboto. This font can be used in different weights, sizes and colors. You can find an overview of the most commonly used font styles on this page.

AaBbCcDdEeFfGgHhIiJjKkLlMmNnOoPp QqRrSsTtUuVvWwXxYyZz

AaBbCcDdEeFfGgHhIiJjKkLlMmNnOoPpQ qRrSsTtUuVvWwXxYyZz

Rr

Roboto

Typography styles

Heading 1
36px bold
Grey 800

Heading 1

Heading 3
18px medium
Grey 800

Heading 3

Heading 2
24px bold
Grey 800

Heading 2

Heading 4
16px medium
Grey 800

Heading 4

Text large
16px regular
Grey 400

Lorem ipsum dolor sit amet, consectetur adipiscing elit, sed do eiusmod tempor incididunt ut labore et dolore magna aliqua. Ut enim ad minim veniam, quis nostrud exercitation ullamco laboris nisi ut aliquip ex ea commodo consequat. Duis aute irure dolor in reprehenderit in voluptate velit esse cillum dolore eu fugiat nulla pariatur. Excepteur sint occaecat cupidatat non proident, sunt in culpa qui officia deserunt mollit anim id est laborum.

Text regular
15px regular
Grey 400

Lorem ipsum dolor sit amet, consectetur adipiscing elit, sed do eiusmod tempor incididunt ut labore et dolore magna aliqua. Ut enim ad minim veniam, quis nostrud exercitation ullamco laboris nisi ut aliquip ex ea commodo consequat. Duis aute irure dolor in reprehenderit in voluptate velit esse cillum dolore eu fugiat nulla pariatur. Excepteur sint occaecat cupidatat non proident, sunt in culpa qui officia deserunt mollit anim id est laborum.

Text small
14px regular
Grey 400

Lorem ipsum dolor sit amet, consectetur adipiscing elit, sed do eiusmod tempor incididunt ut labore et dolore magna aliqua. Ut enim ad minim veniam, quis nostrud exercitation ullamco laboris nisi ut aliquip ex ea commodo consequat. Duis aute irure dolor in reprehenderit in voluptate velit esse cillum dolore eu fugiat nulla pariatur.

Text light
15px regular
Grey 200

Lorem ipsum dolor sit amet, consectetur adipiscing elit.

Link
15px regular
Turquoise 500

Lorem ipsum dolor sit

Link hovered
15px regular
Turquoise 600

Lorem ipsum dolor sit

Link grey
15px regular
Grey 400

Lorem ipsum dolor sit

Link grey hovered
15px regular
Grey 600

Lorem ipsum dolor sit

Icons

We use a combination of custom icons and icons from the Google Material Design's icon set (material.io/tools/icons/). On materialdesignicons.com you can also find a lot of icons in the same style. We only use the outlined version of icons, so filled icons are not allowed. We also created some custom icons if an appropriate icon did not exist yet. Custom icons should be optimised for a size of 24 x 24 pixels and the Google Material Design system icon design principles should be applied when creating custom icons (material.io/design/iconography/system-icons.html).

Module icons

	purpose	icon	source
	Risk manamagement	risk-management	custom
	Insurances	insurances	custom
	Audit	audit	custom
	Clinic	people	material.io/tools/icons
	Compliance	check_box	material.io/tools/icons
	Contacts	contracts	custom
	Incidents	incidents	custom
	Self assesment	self-assesment	custom
	Strategy map	strategy-map	custom

Other icons

	purpose	icon	source
	Configuration	settings	material.io/tools/icons
	Draft	draft	custom
	Waiting	access_time	material.io/tools/icons
	Approved	check_circle	material.io/tools/icons
	Registered	list_alt	material.io/tools/icons
	Help	help	material.io/tools/icons
	Messages	email	material.io/tools/icons
	Notifications	notification	material.io/tools/icons
	Perspective	visibility	material.io/tools/icons
	More	more_vert	material.io/tools/icons
	Filter	filter_list	material.io/tools/icons
	Go to	open_in_new	material.io/tools/icons
	Save	save_alt	material.io/tools/icons
	Notes	notes	custom
	Attachment	attach_file	material.io/tools/icons
	Sort ascending	expand_more	material.io/tools/icons
	Sort descending	expand_less	material.io/tools/icons
	Pin	pin-outline	materialdesignicons.com
	Refresh	refresh	material.io/tools/icons
	Drag	drag_indicator	material.io/tools/icons
	Preferences	tune	material.io/tools/icons
	Edit	edit	material.io/tools/icons
	Delete	delete_outline	material.io/tools/icons
	Warning	error_outline	material.io/tools/icons

Small icons

These smaller icons can be used for buttons an form components.



naris

Naris
Components

Buttons

Register contract | + Register contract | Register contract | + Register contact

Register contract | + Register contract | Register contract | + Register contract

Primary buttons

Register contract | ≡ Register contract | View register | ≡ View register

Register contract | ≡ Register contract | View register | ≡ View register

Secondary buttons

Disabled button | + Disabled button | Disabled button | + Disabled button

Disabled buttons

View more | Perspective | Perspective

View more

Perspective X

Perspective Y

Perspective Z

Tertiary buttons

Nullam quis risus eget urna mollis ornare vel eu leo. Nullam quis risus eget urna mollis ornare vel eu leo.

Tooltips

2 5 2 5

Icon buttons

Navigation

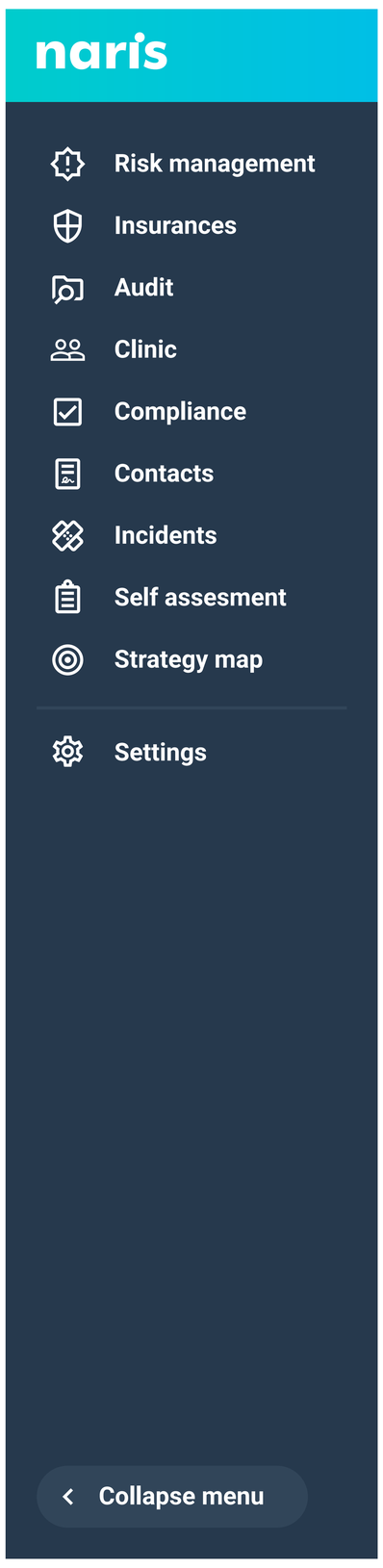

Navigation

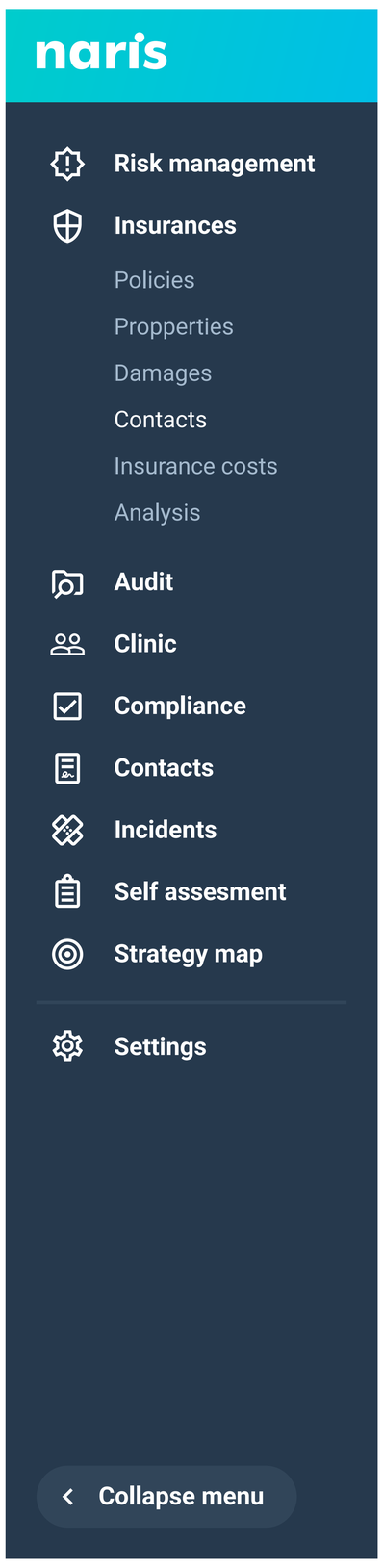

Navigation with submenu

Navigation collapsed

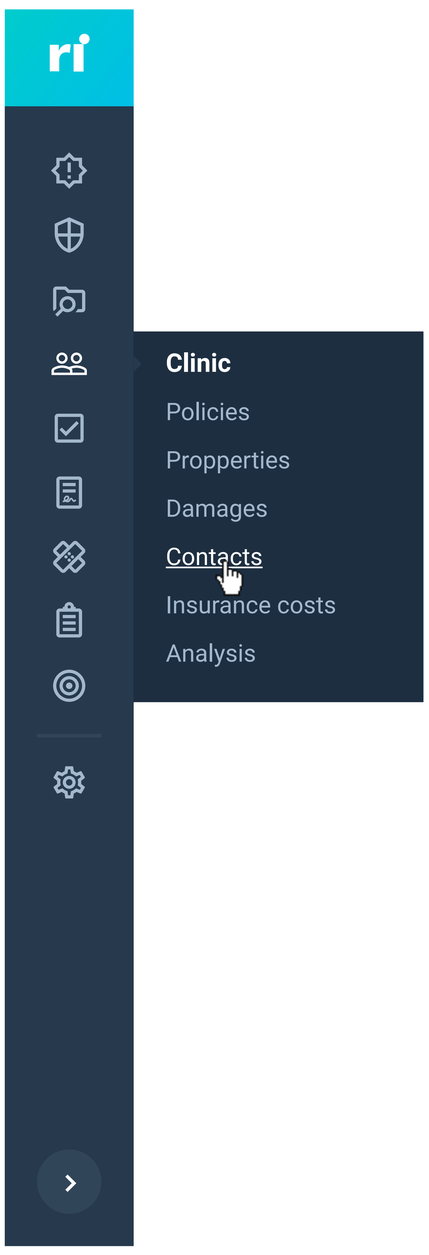

Navigation collapsed with submenu

Topbar

Topbar with profile open

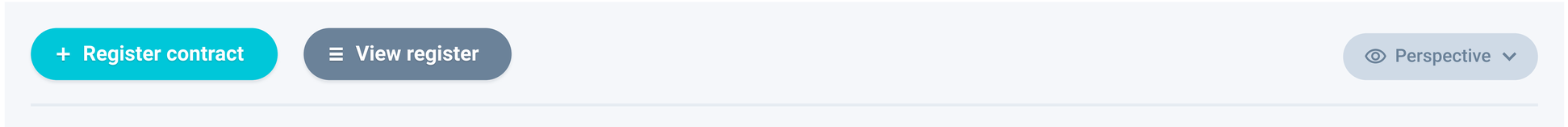

Actionbar

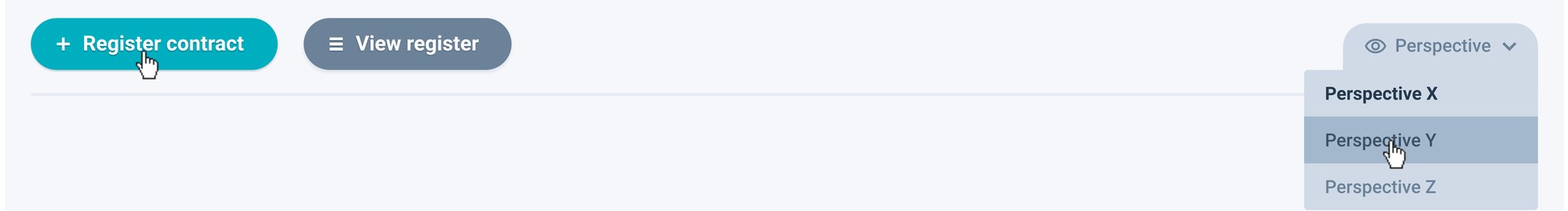

Actionbar with perspective open

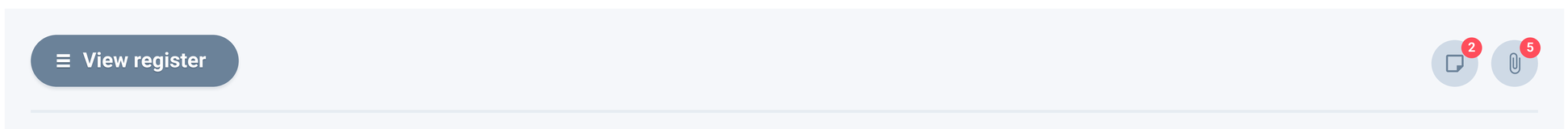

Actionbar with icon buttons

Messages and notifications

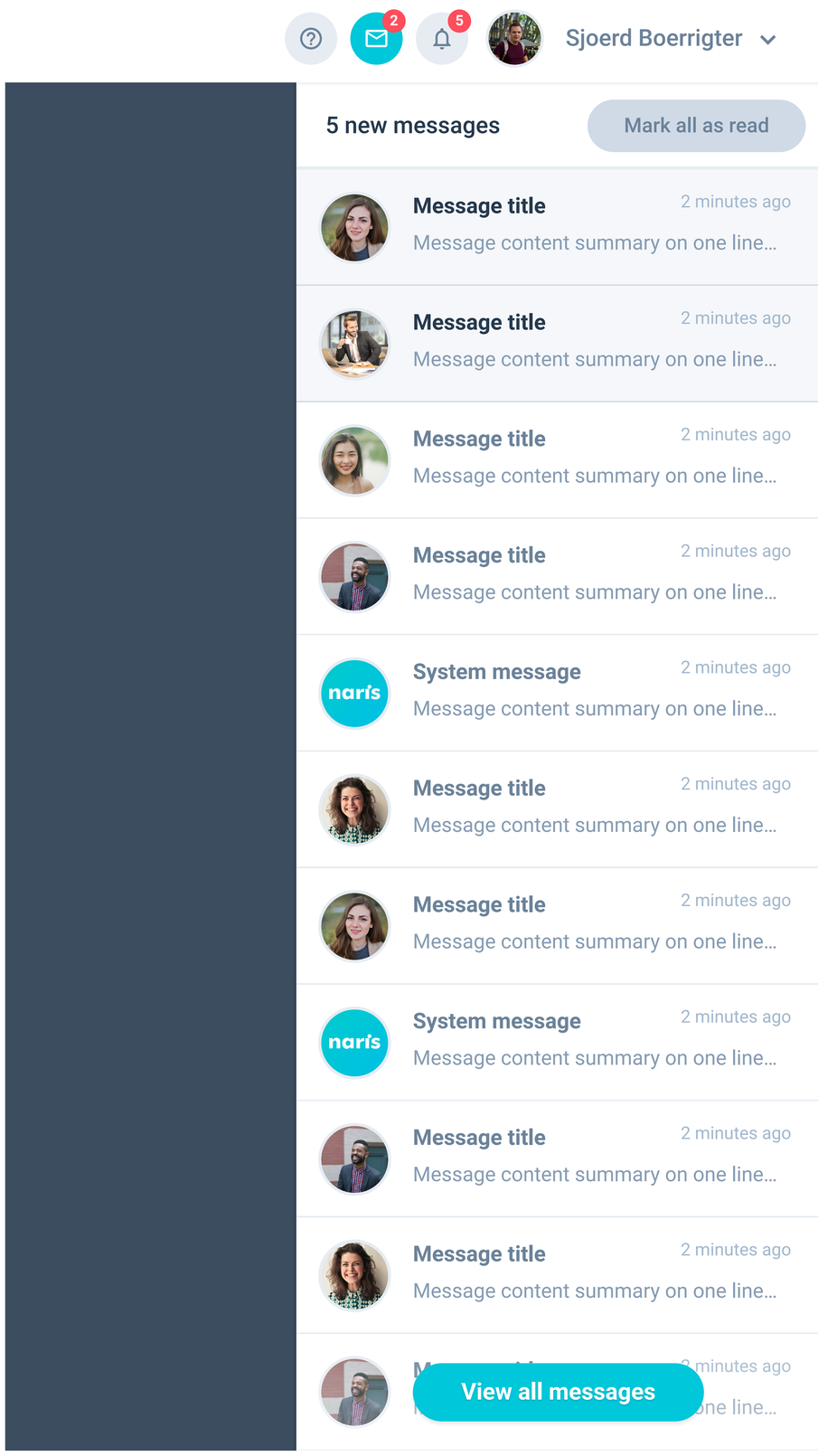

Messages panel

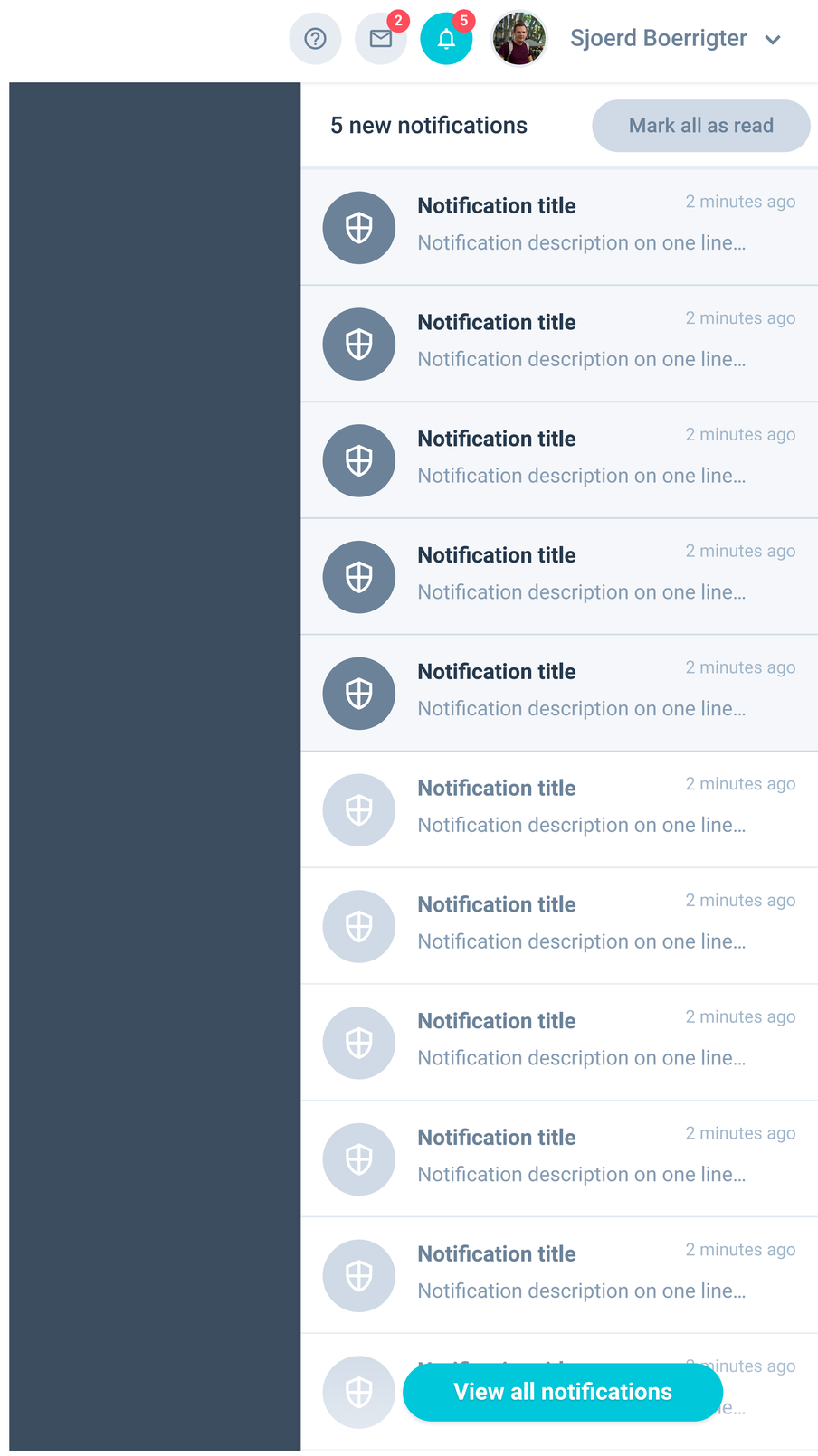

Notifications panel

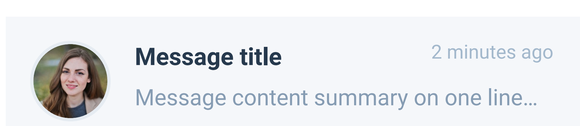

Message new

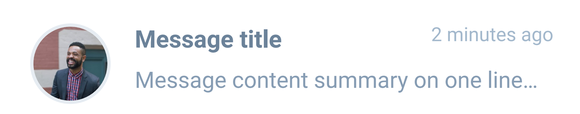

Message old

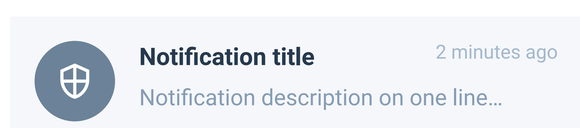

Notification new

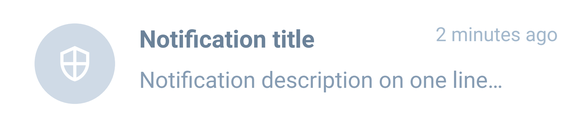

Notification old

Forms

Field

Helper text

Field focussed

Conte|

Helper text

Field valid

Content

Helper text

Field optional optional

Helper text

Field with clear icon

Content

Helper text

Field invalid

Content

Error text

Label

Select option

Helper text

Select open

Selected option

First option

Second option

Third option

Fourth option

Fifth option

Select valid

Select option

Helper text

Select invalid

Select option

Please select an option

Textarea

Content

Helper text

Checkbox group

- [ ] Unchecked checkbox
- [x] Checked checkbox
- [ ] Another unchecked checkbox

Toggle buttons

Toggle on

Toggle off

Create new password

- At least 8 characters
- Contains numbers
- Contains capitals

Create new password

••••••••••

- At least 8 characters
- Contains numbers
- Contains capitals

Create new password

S3cr3tP4ssW0rd

- At least 8 characters
- Contains numbers
- Contains capitals

Datepicker

Helper text

Datepicker

21-03-2019

March 2019

Mo	Tu	We	Th	Fr	Sa	Su
					1	2
3	4	5	6	7	8	9
10	11	12	13	14	15	16
17	18	19	20	21	22	23
24	25	26	27	28	29	30
31						

Datepicker

25-03-2019

Helper text

Modal

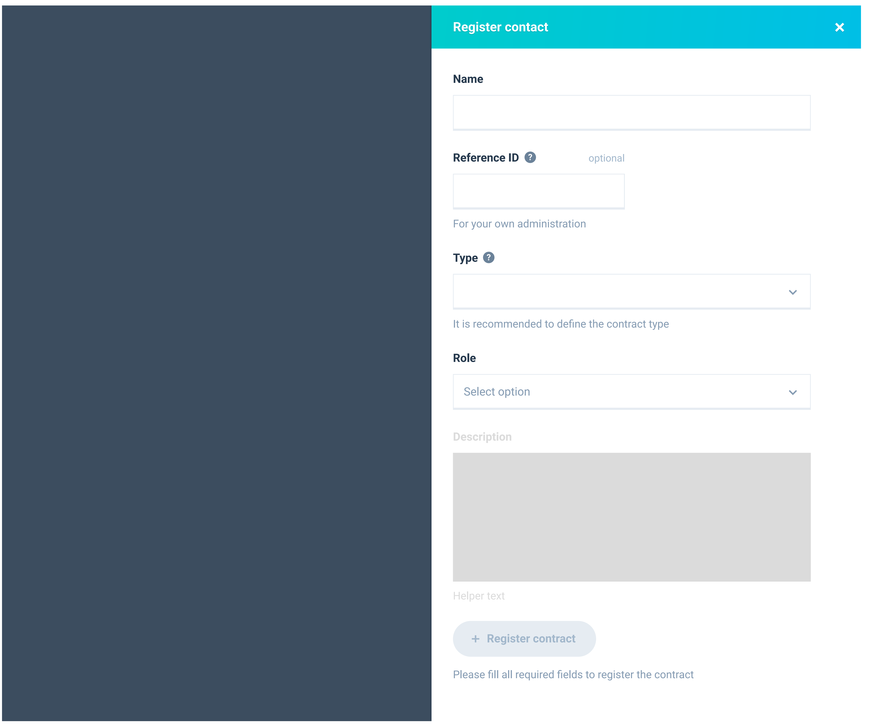

Modal with form

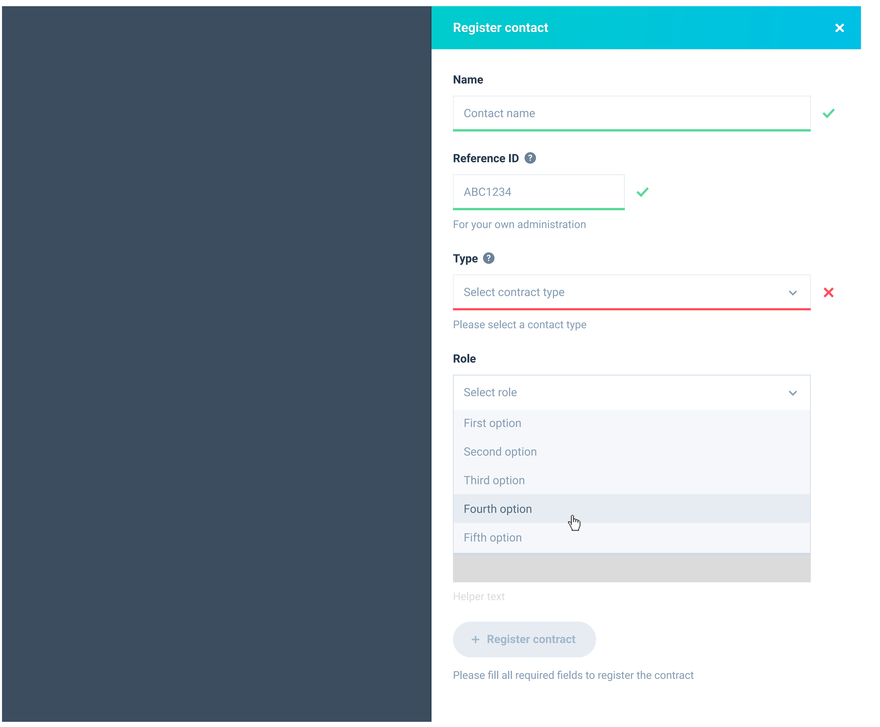

Modal with form with validation error

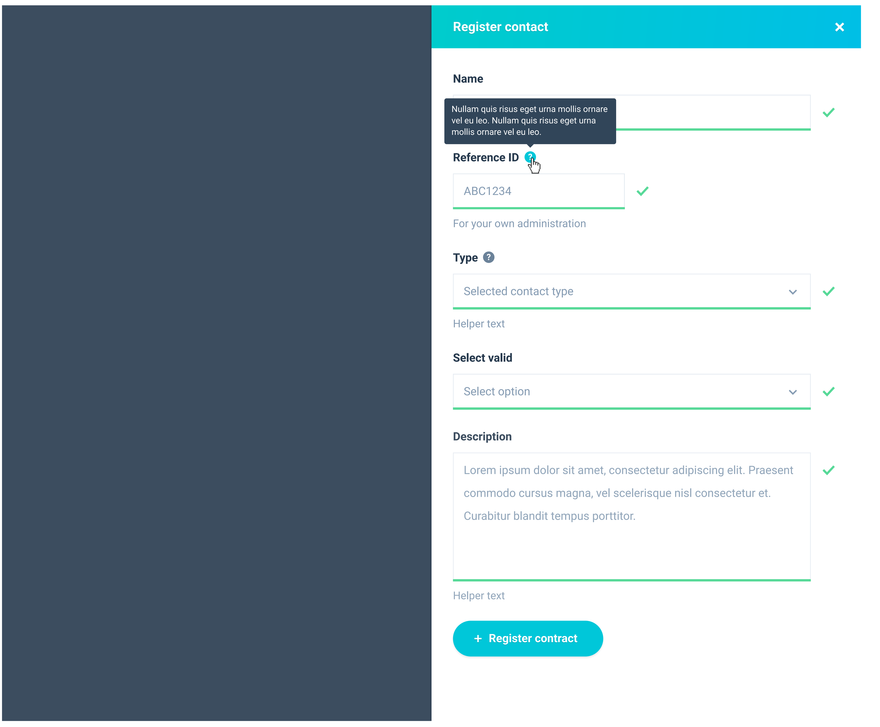

Modal with validated form and active tooltip

Register wizard

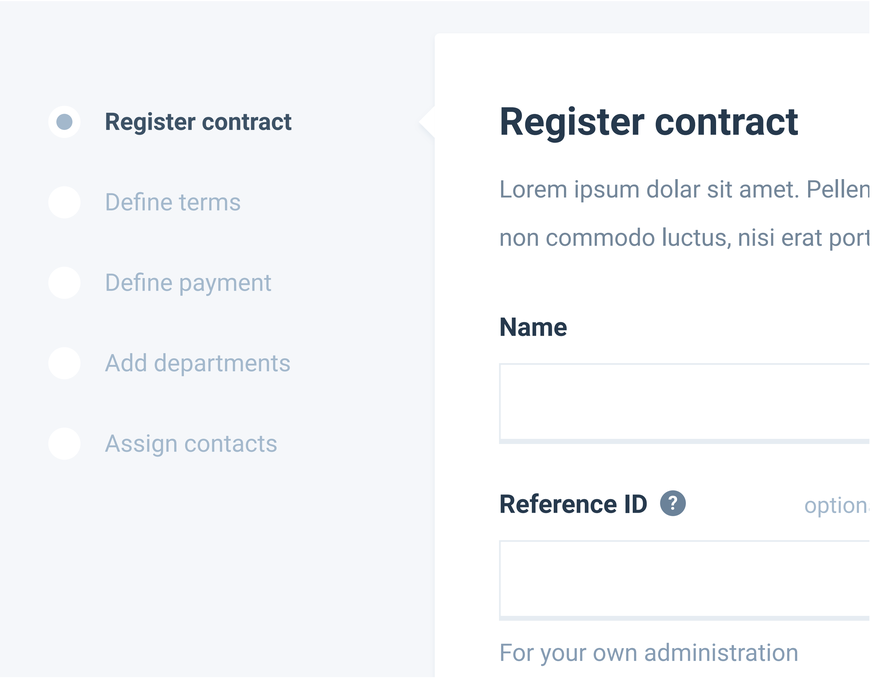

Register wizard progress step 1

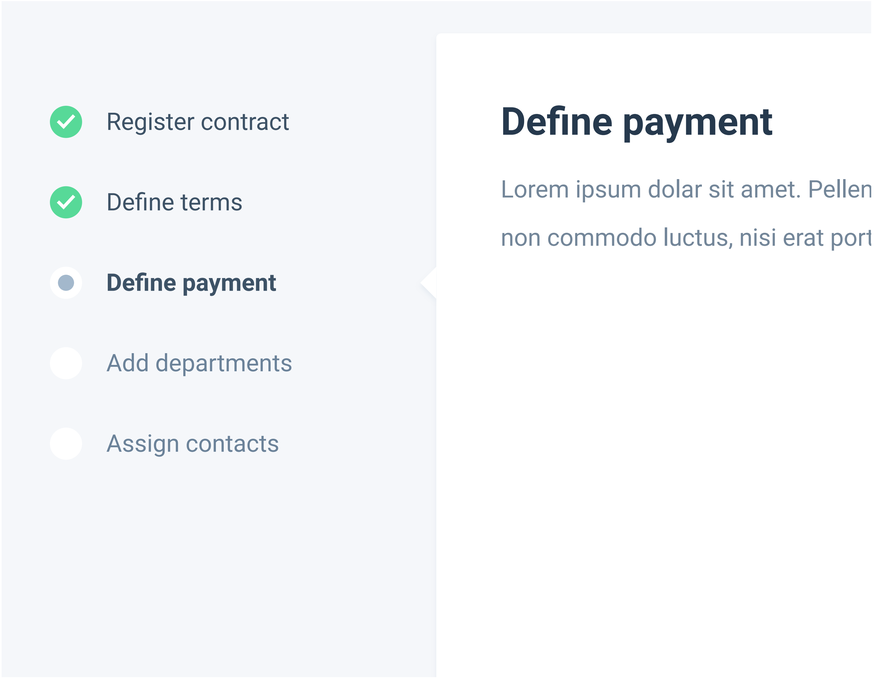

Register wizard progress step 3

Datatable

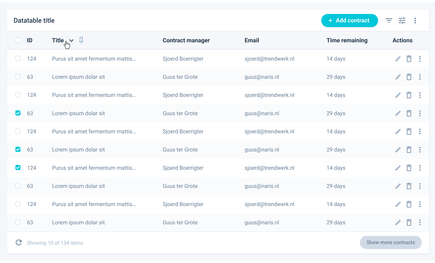

Datatable with row

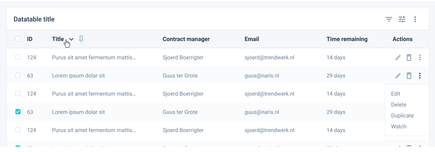

Datatable with row with more actions menu open

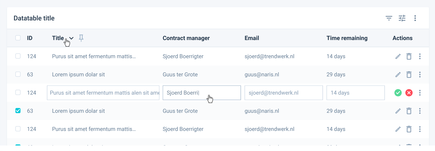

Datatable with row that is being edited inline

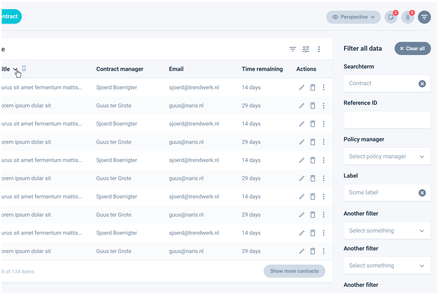

Datatable with global filter

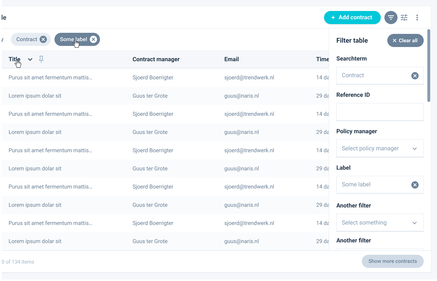

Datatable with table filter

Active filter indicator

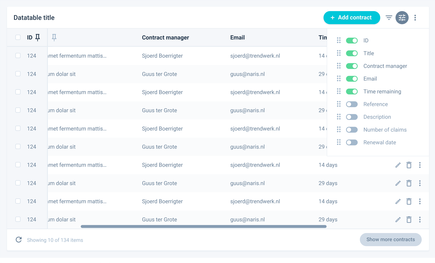

Datatable pinned column and columns selection menu

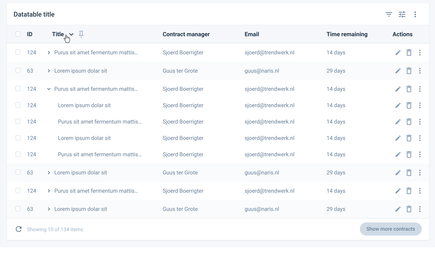

Datatable with nested rows

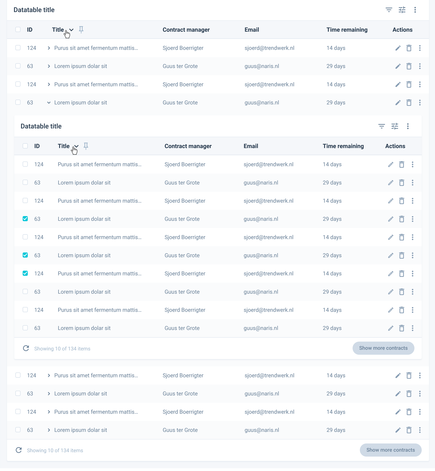

Datatable with nested table

Widgets

9 Drafts

12 Waiting for approval

8 Approved

24 Registered

Counter widgets

Ending contracts

ID	Title	Contract manager	Time remaining
124	Praesent commodo cursus mentum	Sjoerd Boerrigter	14 days
63	Lorem ipsum dolar sit	Guus ter Grote	29 days
124	Purus sit amet fermentum mattis consectet…	Harold Angenent	36 days
63	Cras mattis consectetur	Luuk de vlieger	72 days

Showing 10 of 134 items

Show more contracts

Ending contracts widget

Probability distribution

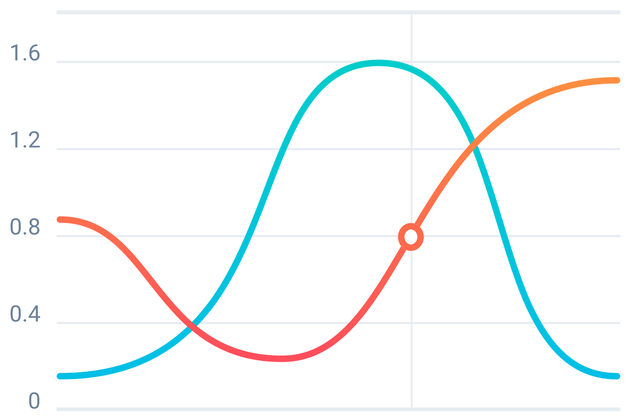

View full graph

Graph widgets

9 Drafts

ID	Title	Contract manager	Email
124	Lorem ipsum dolar sit	Guus ter Grote	guus@naris.nl
63	Praesent commodo cursus…	Sjoerd Boerrigter	sjoerd@trendwerk.nl
124	Cras mattis consectetur	Harold Angenent	harold@trendwerk.nl
63	Purus sit amet fermentum…	Guus ter Grote	guus@naris.nl
63	Lorem ipsum dolor sit amet…	Luuk de Vlieger	luuk@trendwerk.nl

5 of 9 items

View more

12 Waiting for approval

ID	Title	Contract manager	Email
124	Lorem ipsum dolar sit	Guus ter Grote	guus@r
63	Praesent commodo cursus…	Sjoerd Boerrigter	sjoerd@
124	Cras mattis consectetur	Harold Angenent	harold@
63	Purus sit amet fermentum…	Guus ter Grote	guus@r
63	Lorem ipsum dolor sit amet…	Luuk de Vlieger	luuk@tr

5 of 9 items

Status widgets

Dialog boxes

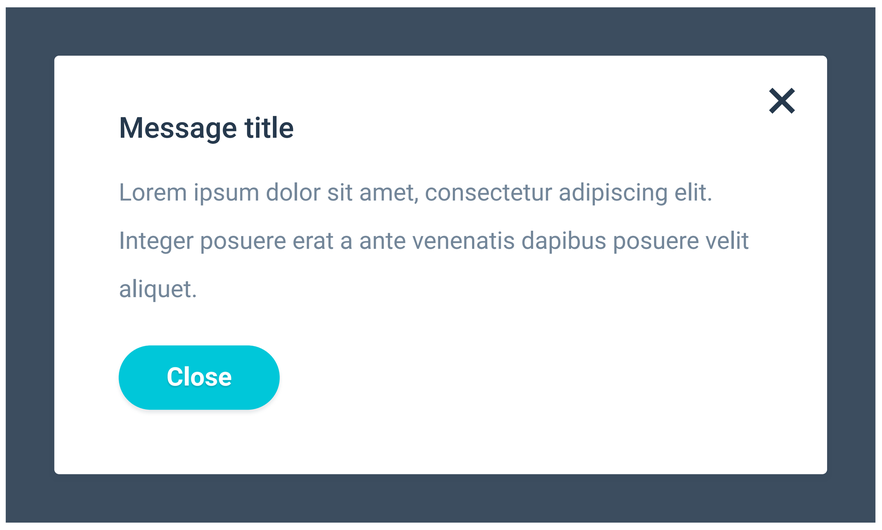

General dialog box

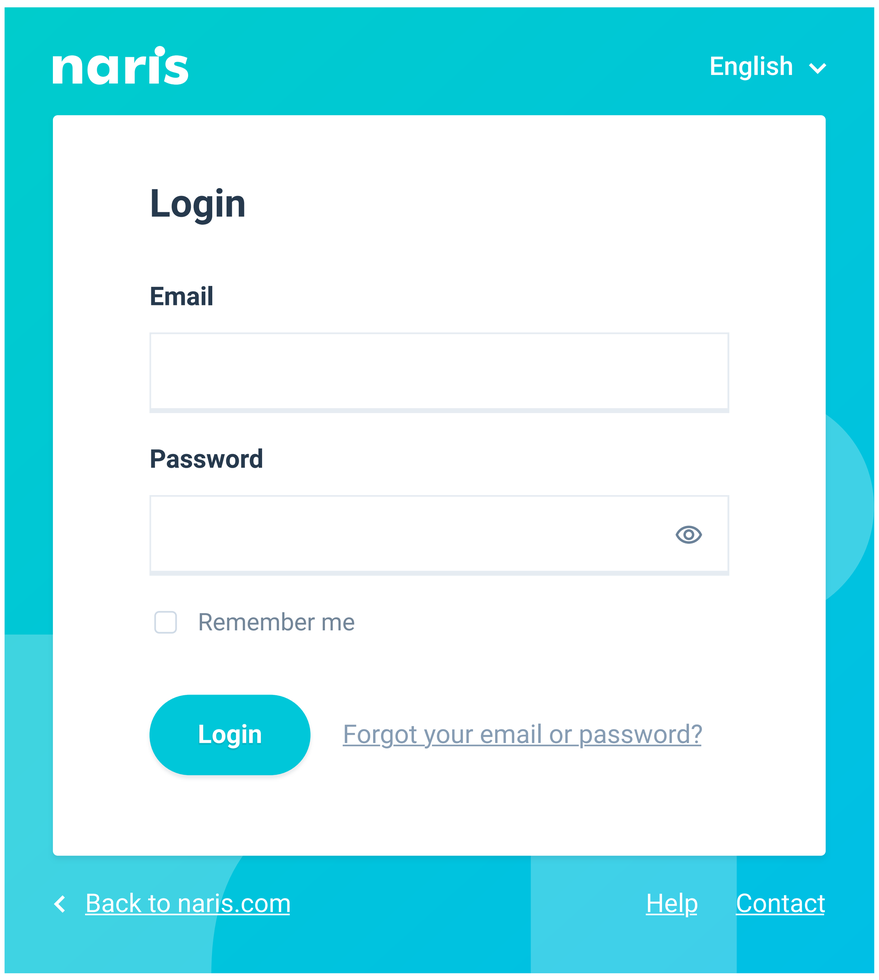

Dialog box with login form

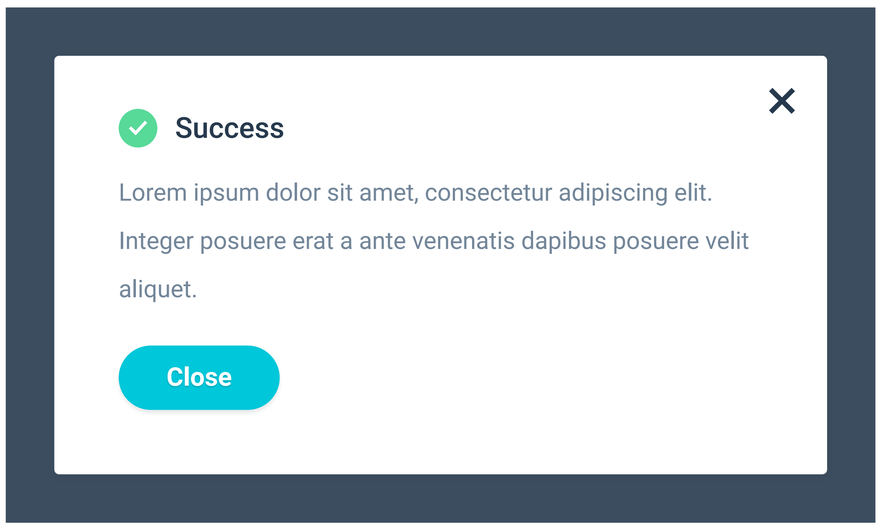

Dialog box with success message

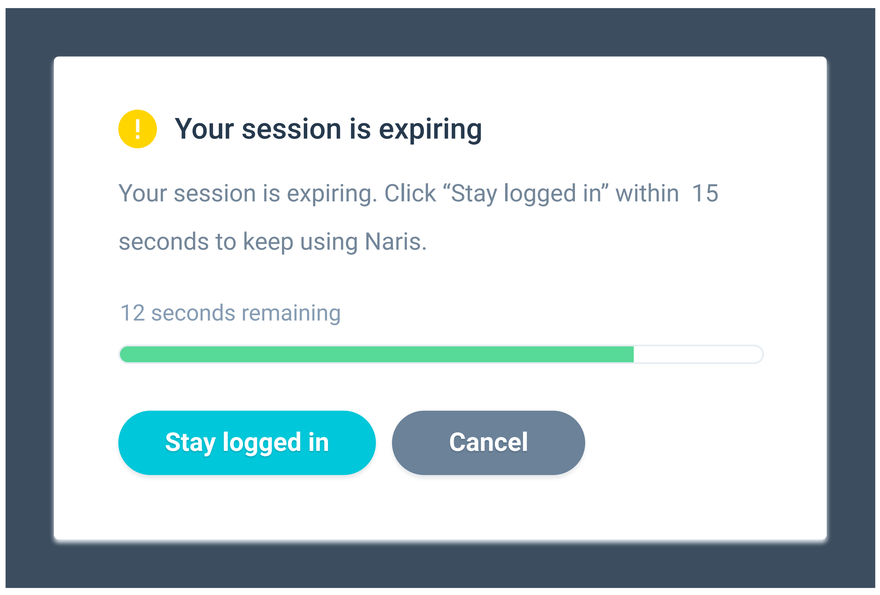

Dialog box with session expiring message and progress bar

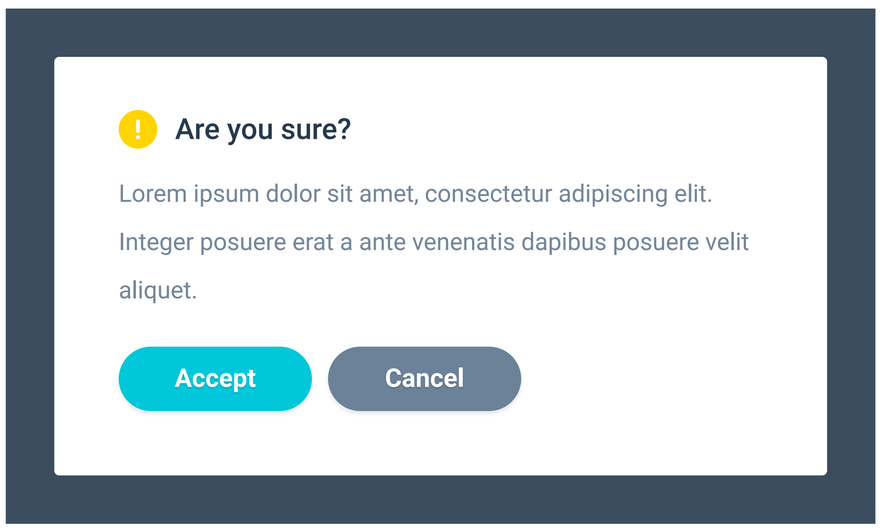

Dialog box with warning message and two buttons

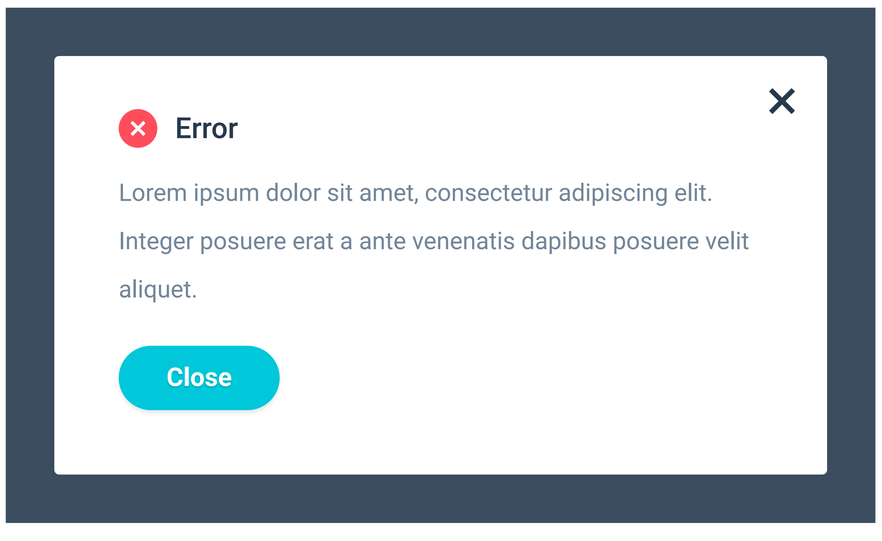

Dialog box with error message

Notes and documents

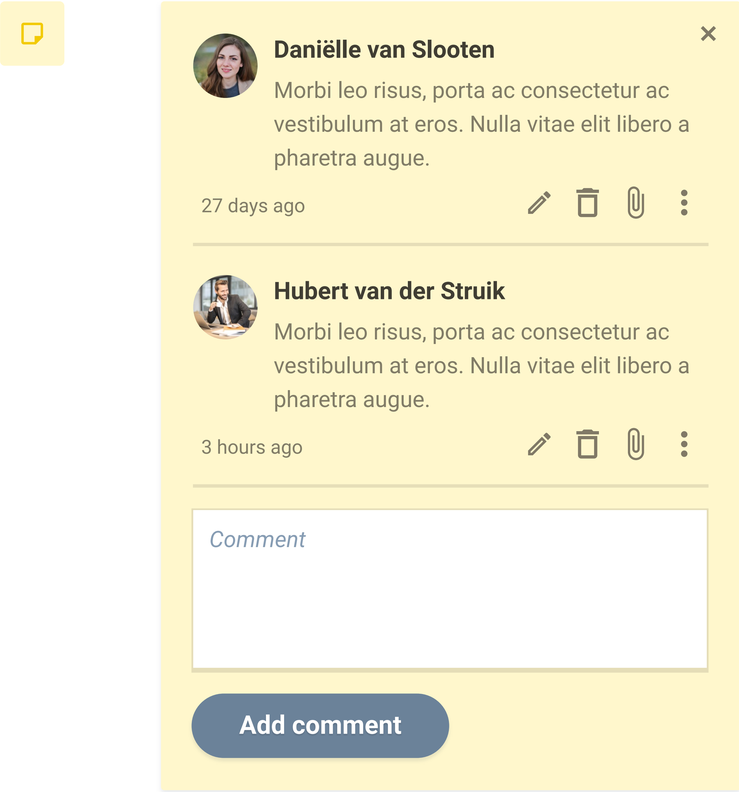

Note icon and collapsed note with comments

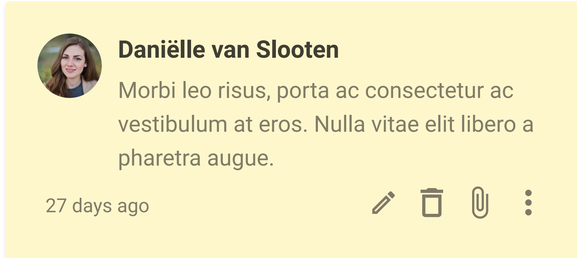

Note with single comment

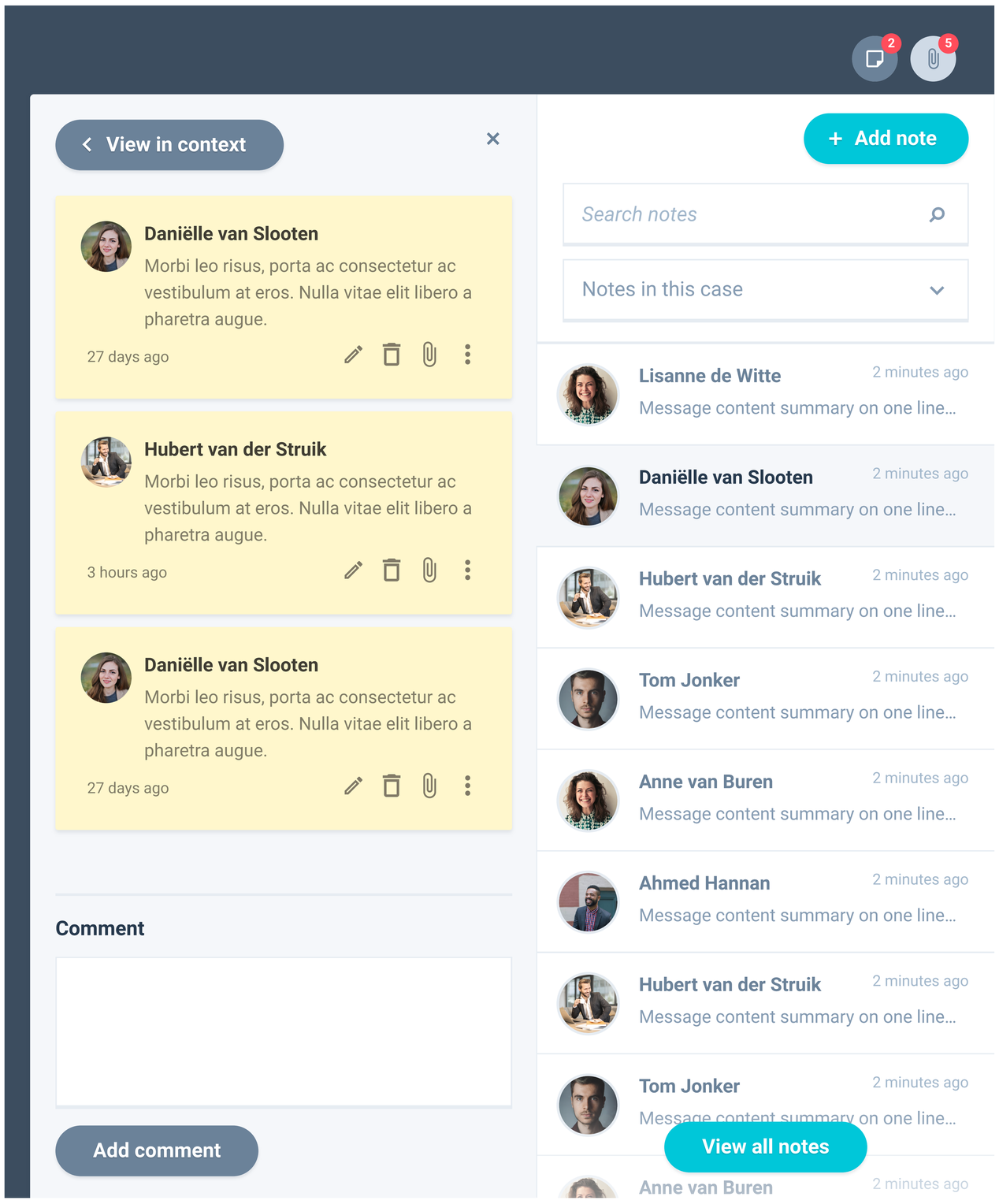

Notes panel

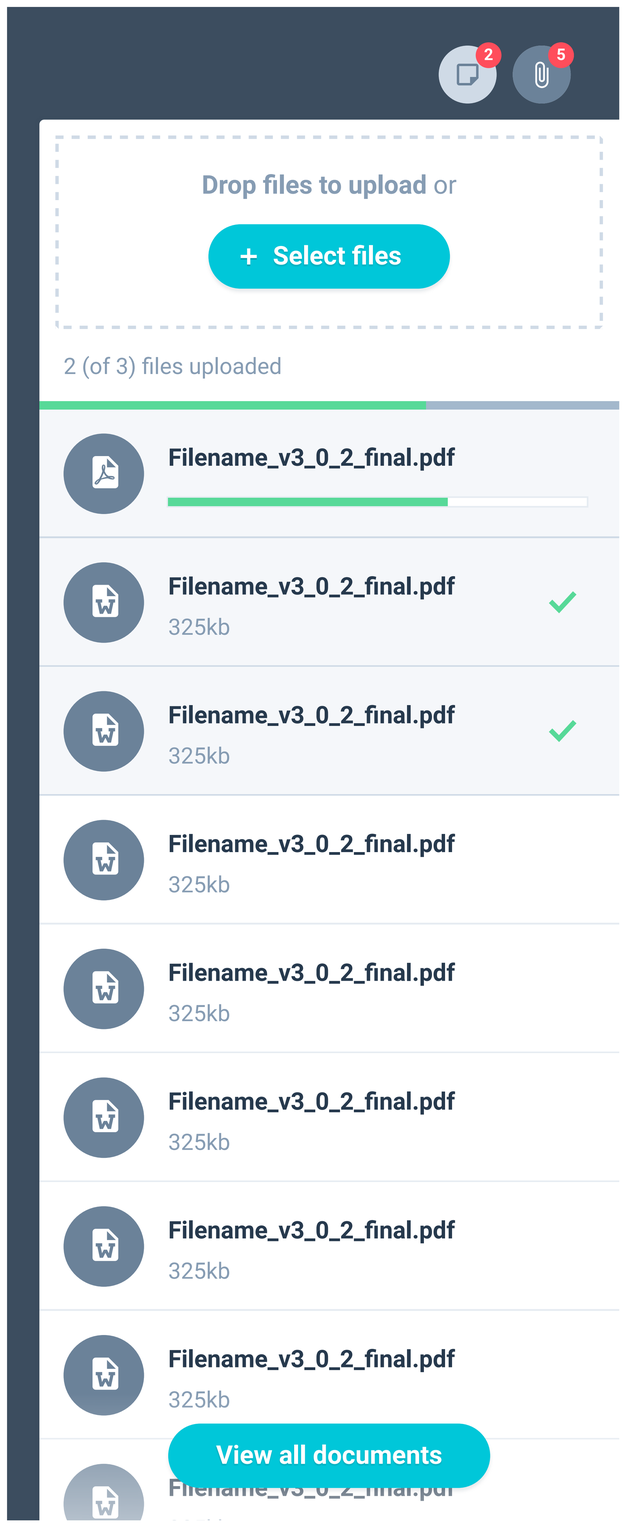

Downloads panel